

## Foundation member (hereafter, the "Member")

Last name: \_\_\_\_\_

First name: \_\_\_\_\_

AVS no.: \_\_\_\_\_

## Investment experience

*This section is used by the Foundation to determine your level of knowledge and experience when assessing the suitability and appropriateness of investing in one or more portfolios offered by the Foundation.*

### What is your level of experience and/or education in capital markets?

*(Tick only one)*

- |  |   |
|--|---|
| <input type="checkbox"/> No particular experience and/or education | 0 |
| <input type="checkbox"/> Basic experience and/or education         | 3 |
| <input type="checkbox"/> Solid experience                          | 6 |

## Financial situation

*This section is used to assess the level of risk you are able to bear based on your financial situation.*

### What is the total value of your assets (including pension assets, but not real estate)?

*(Tick only one)*

- |  |   |
|--|---|
| <input type="checkbox"/> Less than CHF 200,000                 | 0 |
| <input type="checkbox"/> Between CHF 200,000 and CHF 500,000   | 2 |
| <input type="checkbox"/> Between CHF 500,000 and CHF 1,000,000 | 4 |
| <input type="checkbox"/> More than CHF 1,000,000               | 6 |

### What percentage of your total assets (including pension assets, but excluding real estate) does the amount of vested benefits that you want to invest represent?

*(Tick only one)*

- |  |   |
|--|---|
| <input type="checkbox"/> More than 50%       | 0 |
| <input type="checkbox"/> Between 10% and 50% | 2 |
| <input type="checkbox"/> Less than 10%       | 4 |

## Investment objectives

This section is used to assess the level of risk you would be willing to bear for the account held with the Foundation.

### What is your investment objective?

(Tick only one)

- |  |   |
|--|---|
| <input type="checkbox"/> To preserve capital               | 0 |
| <input type="checkbox"/> To increase capital slightly      | 2 |
| <input type="checkbox"/> To increase capital moderately    | 4 |
| <input type="checkbox"/> To increase capital significantly | 6 |

### What is your investment time horizon?

(Tick only one)

Your time horizon is the length of time for which you do not think you will need your invested capital. When choosing the investment horizon, it is important to take into account any future plans to purchase a home, leave Switzerland permanently or become self-employed.

- |   |   |
|---|---|
| <input type="checkbox"/> Less than 3 years      | 0 |
| <input type="checkbox"/> Between 3 and 5 years  | 2 |
| <input type="checkbox"/> Between 5 and 10 years | 4 |
| <input type="checkbox"/> More than 10 years     | 6 |

### In the event of market turbulence, how would you react to a drop of 10% or more in the value of your investments in a short period of time (one month or less)?

(Tick only one)

- |  |   |
|--|---|
| <input type="checkbox"/> I would consider reducing the risks                                       | 0 |
| <input type="checkbox"/> I would keep my positions, having a long-term investment strategy in mind | 2 |
| <input type="checkbox"/> I would take the opportunity to increase the risks                        | 4 |

### How would you react if you had not entirely recovered from the 10% or more decrease in the value of your investments one year later?

(Tick only one)

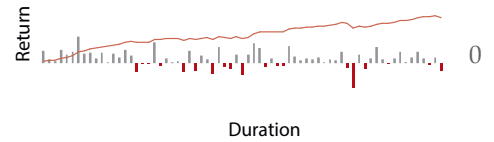
- |  |   |
|--|---|
| <input type="checkbox"/> I would reduce the risks  | 0 |
| <input type="checkbox"/> I would keep my positions, having a long-term investment strategy in mind | 2 |
| <input type="checkbox"/> I would take the opportunity to increase the risks                        | 4 |

### What is your attitude towards risk?

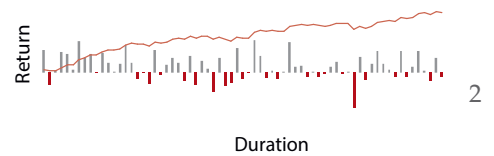
(Tick only one)

The examples mentioned below are fictitious and are given for illustrative purposes only. They do not refer to any particular financial instrument or market or to any performance simulations, past or future, and serve only to help the Foundation determine your attitude towards risk.

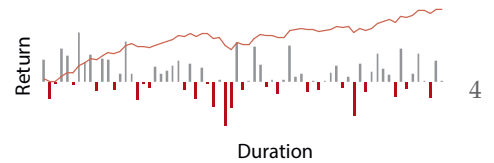
- Very low risk tolerance** – no willingness to invest in risky assets or willingness to invest only a very small portion in risky assets. The annual rate of return likely to be achieved and the risk of capital loss are very low.



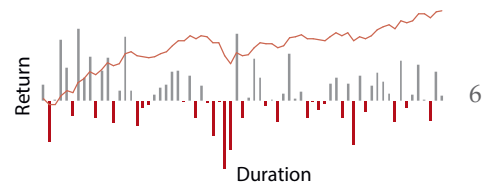
- Low risk tolerance** – willingness to invest a small portion of assets in risky assets. The annual rate of return likely to be achieved and the risk of capital loss are low.



- Moderate risk tolerance** – willingness to invest a moderate portion of assets in risky assets. The annual rate of return likely to be achieved and the risk of capital loss are moderate.



- High risk tolerance** – willingness to invest a significant portion of assets in risky assets. The annual rate of return likely to be achieved and the risk of capital loss are high.



Total points: \_\_\_\_

## Results and definitions of the risk profiles

**0 – 10 points: Very low level of risk**

This risk profile is generally associated with a **very short-term investment horizon** and a **very low tolerance/propensity to risk**. Members with this profile are **not willing to invest in risky assets** or willing to invest only a **very small portion in risky assets**. The annual rate of return likely to be achieved and the risk of capital loss are very low. The equity allocation should not exceed 15%.

**11 – 20 points: Low level of risk**

This risk profile is generally associated with a **short-term investment horizon** and **low tolerance/propensity to risk**. Members with this profile are willing to invest a **small portion of their assets in risky assets**. The annual rate of return likely to be achieved and the risk of capital loss are low. The equity allocation should not exceed 35%.

**21 – 30 points: Moderate level of risk**

This risk profile is generally associated with a **medium-term investment horizon** and a **moderate tolerance/propensity to risk**. Members with this profile are willing to invest a **moderate portion of their assets in risky assets**. The annual rate of return likely to be achieved and the risk of capital loss are moderate. The equity allocation should not exceed 50%.

**31 – 42 points: High level of risk**

This risk profile is generally associated with a **long-term investment horizon** and a **high tolerance/propensity to risk**. Members with this profile are willing to invest a **significant portion of their assets in risky assets**. The annual rate of return likely to be achieved and the risk of capital loss are high. **The equity allocation can exceed 50%. Only members with this risk profile may subscribe to the LPP/BVG-60 ESG portfolio.**

### Declaration

The Member certifies that they have answered all questions accurately and truthfully, that they have added up the points correctly and that they understand the definitions of the risk profiles. The investment strategy that they have chosen:

- corresponds to their risk profile.
- does not correspond to their risk profile, but they accept this additional risk and confirm that they have fully understood the risk associated with the chosen strategy.

By subscribing to these portfolios, the Member confirms that they are aware of the risks associated with these investments and that they alone bear the risks related to market fluctuations. In view of these risks, the Member is also aware that the Foundation does not undertake to achieve a specific performance, and past performance is no guarantee of future performance.

**Date (dd/mm/yyyy)** \_\_\_\_\_

**Member signature** \_\_\_\_\_